

# PATHWAY MIX CATALOG



Available with 5% **Beam Clay® Red, Grey, Black, Beige, or White Binder**, 20% **Beam Clay® Red, Grey, Black, Beige, or White Binder**, or **Stabilizer® Binder**. Available in bulk or 50 lb. bags.

Natural Pathway Mixes .....	2
Pathway Rubber Curbing .....	3-5

**YOUR “ONE-STOP” SOURCE FOR AMERICA’S BASEBALL, SOFTBALL & SPORTS SURFACES & SUPPLIES!**

*PRICES SUBJECT TO CHANGE & AVAILABILITY PLUS SHIPPING | VOLUME DISCOUNTS AVAILABLE | COOPERATIVE PURCHASING CONTRACT PRICING FOR 50 STATES*

**PARTAC PEAT CORPORATION**  
ONE KELSEY PARK, GREAT MEADOWS, NEW JERSEY 07838

800-247-BEAM (2326) • (908) 637-4191 • FAX (908) 637-8421  
www.beamclay.com • sales@beamclay.com  
Bid Term - 5/9/18 - 5/8/20; Extended to 5/8/21; Extended to 5/8/22

# BEAM CLAY®

WHOLESALE PRICE LIST: F.O.B. GREAT MEADOWS, NJ  
 EFFECTIVE: JANUARY 1, 2021

## Pathway Mixes

### PATHWAY MIXES

Available in 3/16" minus Burgundy Red, Grey, Tan or White aggregates blended with either a 20% **Beam Clay® Binder** for smoother surface, or a 5% **Beam Clay® Binder** for a somewhat crunchier surface, or "**Stabilized**" with Stabilizer® a natural organic binder at rate of 15 lbs. per ton for an even firmer, yet more resilient surface—each with excellent drainage and resistance to erosion. Excellent natural surfaces for walking paths, jogging trails, driveways, or patios.



Easy to maintain: Recommended maintenance is to scarify and roll each spring. Otherwise, drag mat as needed to maintain smooth surface. Recommended depth is 1" - 3" depending on your base. If poorly draining soil, stabilize base first with 3/4" minus road stone.

#### 3/16" Red Pathway Mix

One cubic yard weighs approximately 2,700 lbs., plus add 20% for compaction. Each 1" compacted requires approximately 5 tons per 1,000 square feet.

		BULK/TON		50 LB. BAG Up to 50/pallet
Burgundy Red with 5% <b>Beam Clay® Red Binder</b>	<b>CPM-RED5-BULK</b>	\$60	<b>CPM-RED5-BAG</b>	\$6.50
Burgundy Red with 20% <b>Beam Clay® Red Binder</b>	<b>CPM-RED20-BULK</b>	\$90	<b>CPM-RED20-BAG</b>	\$7.25
Burgundy Red with <b>Stabilizer® Binder</b>	<b>CPM-REDSTAB-BULK</b>	\$115	<b>CPM-REDSTAB-BAG</b>	\$8

#### 3/16" Grey Pathway Mix

One cubic yard weighs approximately 3,240 lbs., plus add 20% for compaction. Each 1" compacted requires approximately 6 tons per 1,000 square feet.

Grey with 5% <b>Beam Clay® Grey Binder</b>	<b>CPM-GREY5-BULK</b>	\$60	<b>CPM-GREY5-BAG</b>	\$6.50
Grey with 20% <b>Beam Clay® Grey Binder</b>	<b>CPM-GREY20-BULK</b>	\$90	<b>CPM-GREY20-BAG</b>	\$7.25
Grey with <b>Stabilizer® Binder</b>	<b>CPM-GREYSTAB-BULK</b>	\$115	<b>CPM-GREYSTAB-BAG</b>	\$8

#### 3/16" Black Pathway Mix

One cubic yard weighs approximately 3,240 lbs., plus add 20% for compaction. Each 1" compacted requires approximately 6 tons per 1,000 square feet.

Black with 5% <b>Beam Clay® Black Binder</b>	<b>CPM-BLK5-BULK</b>	\$60	<b>CPM-BLK5-BAG</b>	\$6.50
Black with 20% <b>Beam Clay® Black Binder</b>	<b>CPM-BLK20-BULK</b>	\$90	<b>CPM-BLK20-BAG</b>	\$7.25
Black with <b>Stabilizer® Binder</b>	<b>CPM-BLKSTAB-BULK</b>	\$115	<b>CPM-BLKSTAB-BAG</b>	\$8

#### 3/16" Tan Pathway Mix

One cubic yard weighs approximately 3,240 lbs., plus add 20% for compaction. Each 1" compacted requires approximately 6 tons per 1,000 square feet.



Tan with 5% <b>Beam Clay® Tan Binder</b>	<b>CPM-TAN5-BULK</b>	\$80	<b>CPM-TAN5-BAG</b>	\$8
Tan with 20% <b>Beam Clay® Tan Binder</b>	<b>CPM-TAN20-BULK</b>	\$110	<b>CPM-TAN20-BAG</b>	\$8.75
Tan with <b>Stabilizer® Binder</b>	<b>CPM-TANSTAB-BULK</b>	\$135	<b>CPM-TANSTAB-BAG</b>	\$9.50

#### 3/16" White Pathway Mix

One cubic yard weighs approximately 3,240 lbs., plus add 20% for compaction. Each 1" compacted requires approximately 6 tons per 1,000 square feet.

White with 5% <b>Beam Clay® White Binder</b>	<b>CPM-WHT5-BULK</b>	\$60	<b>CPM-WHT5-BAG</b>	\$6.50
White with 20% <b>Beam Clay® White Binder</b>	<b>CPM-WHT20-BULK</b>	\$90	<b>CPM-WHT20-BAG</b>	\$7.25
White with <b>Stabilizer® Binder</b>	<b>CPM-WHTSTAB-BULK</b>	\$115	<b>CPM-WHTSTAB-BAG</b>	\$8

PALLET & COVER CHARGES: \$6.50/PALLET.



**YOUR "ONE-STOP" SOURCE FOR AMERICA'S BASEBALL, SOFTBALL & SPORTS SURFACES & SUPPLIES!**

PRICES SUBJECT TO CHANGE & AVAILABILITY PLUS SHIPPING | VOLUME DISCOUNTS AVAILABLE | COOPERATIVE PURCHASING CONTRACT PRICING FOR 50 STATES



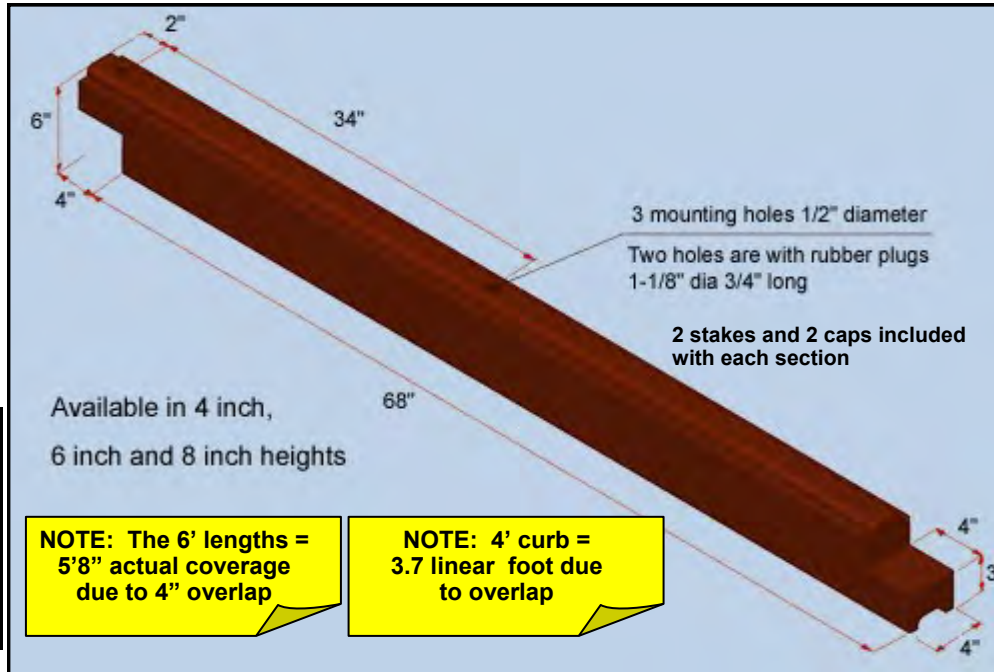
# BEAM CLAY®

Pathway Rubber Curbing

**WHOLESALE PRICE LIST:**  
 EFFECTIVE: JANUARY 1, 2021

## PATHWAY RUBBER CURBING

		<u>PER PIECE</u>
4" High x 4" Wide x 6' Long (30 lbs./piece, up to 99 pieces/pallet)	#RC-4X4X6	<b>\$35</b>
6" High x 4" Wide x 6' Long (45 lbs./piece, up to 63 pieces/pallet)	#RC-6X4X6	<b>\$65</b>
8" High x 4" Wide x 6' Long (70 lbs./piece, up to 45 pieces/pallet)	#RC-8X4X6	<b>\$80</b>
4" High x 3" Wide x 6' Long (20 lbs./piece, up to 100 pieces/pallet)	#RC-4X3X6	<b>\$30</b>
4" High x 3" Wide x 4' Long (13 lbs./piece, up to 140 pieces/pallet)	#RC-4X3X4	<b>\$20</b>



*Please note: The 4" wide sections are grooved and can be stacked to create desired height. However, the 3" W is not stackable. 3" W lengths of curbing are not grooved for stacking.*



- |   |  |
|---|--|
| <ul style="list-style-type: none"> <li>More resilient than wood</li> <li>No warping or discoloring</li> <li>No splinters</li> <li>Non toxic</li> <li>Will not rot</li> <li>Stackable</li> <li>Interlocking</li> <li>Available in 4 ft lengths and 4" High or 6 ft lengths in 4", 6" and 8" heights</li> </ul> | <ul style="list-style-type: none"> <li>No CCA or other harmful chemicals</li> <li>Easy to install with pre drilled holes</li> <li>Made from 100% recycled tires</li> <li>Flexible with rounded edges</li> <li>Will not breed ticks, termites or other insects</li> <li>Maintenance free</li> <li>Hardware &amp; Caps included</li> <li>Neutral brown tone-compatible with any surface color</li> </ul> |
|---|--|

2 stakes and 2 caps are included with each curb

natural brown    bendable    stackable    interlocking    hardware included

**YOUR "ONE-STOP" SOURCE FOR AMERICA'S BASEBALL, SOFTBALL & SPORTS SURFACES & SUPPLIES!**

PRICES SUBJECT TO CHANGE & AVAILABILITY PLUS SHIPPING | VOLUME DISCOUNTS AVAILABLE | COOPERATIVE PURCHASING CONTRACT PRICING FOR 50 STATES

# BEAM CLAY®

Pathway Rubber Curbing

## INSTALLING RUBBER CURBING



**YOUR "ONE-STOP" SOURCE FOR AMERICA'S BASEBALL, SOFTBALL & SPORTS SURFACES & SUPPLIES!**

PRICES SUBJECT TO CHANGE & AVAILABILITY PLUS SHIPPING | VOLUME DISCOUNTS AVAILABLE | COOPERATIVE PURCHASING CONTRACT PRICING FOR 50 STATES

**PARTAC PEAT CORPORATION**  
ONE KELSEY PARK, GREAT MEADOWS, NEW JERSEY 07838

800-247-BEAM (2326) • (908) 637-4191 • FAX (908) 637-8421  
www.beamclay.com • sales@beamclay.com  
Bid Term - 5/9/18 - 5/8/20; Extended to 5/8/21; Extended to 5/8/22

**BEAM CLAY®**

Pathway Rubber Curbing

**Rubber Curbing****Product Specifications****Product Description:**

1. Material: compression molded composite of the 100% recycled rubber and polyurethane prepolymer
2. Physical properties of the rubber composite:
  - a) Density 0.6 oz/cu in (ASTM C642)
  - b) Durometer Hardness 65A ± 7 (ASTM D2240)
  - c) Tensile Strength\* minimum 125 psi (ASTM D412)  
(\* main structural areas)
  - d) Compression deformation 10% at 70psi, 68°F (ASTM D575)
  - e) Brittleness at Low temperature: -40°F (ASTM D746)
  - f) Freeze and thaw when exposed (ASTM C672)  
to deicing chemicals no loss after 50 cycles
  - g) Coefficient of thermal expansion: 8 x10<sup>-5</sup> in/in/°F (ASTM C531)
  - h) Weathering 70 hours at 158°F (ASTM D573)
    - hardness retained 100% (± 5%)
    - compressive strength 100% (± 5%)
    - tensile strength 100% (± 5%)
    - elongation retained 100% (± 5%)
3. Available models:
  - a) 4"W x 4"H x 72"L with weight of 30 lbs.
  - b) 4"W x 6"H x 72"L with weight of 45 lbs.
  - c) 4"W x 8"H x 72"L with weight of 70 lbs.
  - d) 3"W x 4"H x 72"L with weight of 20 lbs.
  - e) 3"W x 4"H x 48"L with weight of 13 lbs.
4. Finishing color: dark brown

**Installation methods:**

- a) with 2 spikes 18" long x 3/8" diameter provided for each 4" high piece
- b) with 2 spikes 24" long x 3/8" diameter provided for each 6" high or 8" high piece

Note: The mounting holes can be closed after installation with the rubber plugs 1-1/8 diameter and 3/4" long, supplied with the product.

**Components:**

- a) 100% recycled rubber from car and truck tires (NR, SBR)
- b) polyurethane prepolymer for rubber granules
- c) brown pigment

**YOUR "ONE-STOP" SOURCE FOR AMERICA'S BASEBALL, SOFTBALL & SPORTS SURFACES & SUPPLIES!**

PRICES SUBJECT TO CHANGE & AVAILABILITY PLUS SHIPPING | VOLUME DISCOUNTS AVAILABLE | COOPERATIVE PURCHASING CONTRACT PRICING FOR 50 STATES



**Partac Peat Corporation – Item Price Schedule**  
**Athletic Equipment & Supplies BID# ESCNJ 17/18-31 Effective 5/9/2018 - 5/8/2022**

Bidding Company Name:				Partac Peat Corporation		Catalog Name:		14 - Pathway Mixes					
No.	Product Category	Beam Clay Catalog Section #	Page#	Product Description	Manufacturer	Vendor SKU	Unit of Measure	Catalog List Price	Bid Discount Percentage	Discount Amt.	Net Effective Bid Price	Comments	No.
1	Pathway Mixes	14	2	3/16" Red Pathway Mix - Burgundy Red with 5% Beam Clay Red Binder - Bulk	Partac Peat Corporation	CPM-RED5-BULK	TON	\$ 60.000	5.0%	\$ 3.000	\$ 57.000	+ shipping - see freight notes	1
2	Pathway Mixes	14	2	3/16" Red Pathway Mix - Burgundy Red with 5% Beam Clay Red Binder - Bag	Partac Peat Corporation	CPM-RED5-BAG	50 LB BAG	\$ 6.500	5.0%	\$ 0.325	\$ 6.175	+ shipping - see freight notes	2
3	Pathway Mixes	14	2	3/16" Red Pathway Mix - Burgundy Red with 20% Beam Clay Red Binder - Bulk	Partac Peat Corporation	CPM-RED20-BULK	TON	\$ 90.000	5.0%	\$ 4.500	\$ 85.500	+ shipping - see freight notes	3
4	Pathway Mixes	14	2	3/16" Red Pathway Mix - Burgundy Red with 20% Beam Clay Red Binder - Bag	Partac Peat Corporation	CPM-RED20-BAG	50 LB BAG	\$ 7.250	5.0%	\$ 0.363	\$ 6.888	+ shipping - see freight notes	4
5	Pathway Mixes	14	2	3/16" Red Pathway Mix - Burgundy Red with Stabilizer Binder - Bulk	Partac Peat Corporation	CPM-REDSTAB-BULK	TON	\$ 115.000	5.0%	\$ 5.750	\$ 109.250	+ shipping - see freight notes	5
6	Pathway Mixes	14	2	3/16" Red Pathway Mix - Burgundy Red with Stabilizer Binder - Bag	Partac Peat Corporation	CPM-REDSTAB-BAG	50 LB BAG	\$ 8.000	5.0%	\$ 0.400	\$ 7.600	+ shipping - see freight notes	6
7	Pathway Mixes	14	2	3/16" Grey Pathway Mix - Grey with 5% Beam Clay Grey Binder - Bulk	Partac Peat Corporation	CPM-GREY5-BULK	TON	\$ 60.000	5.0%	\$ 3.000	\$ 57.000	+ shipping - see freight notes	7
8	Pathway Mixes	14	2	3/16" Grey Pathway Mix - Grey with 5% Beam Clay Grey Binder - Bag	Partac Peat Corporation	CPM-GREY5-BAG	50 LB BAG	\$ 6.500	5.0%	\$ 0.325	\$ 6.175	+ shipping - see freight notes	8
9	Pathway Mixes	14	2	3/16" Grey Pathway Mix - Grey with 20% Beam Clay Grey Binder - Bulk	Partac Peat Corporation	CPM-GREY20-BULK	TON	\$ 90.000	5.0%	\$ 4.500	\$ 85.500	+ shipping - see freight notes	9
10	Pathway Mixes	14	2	3/16" Grey Pathway Mix - Grey with 20% Beam Clay Grey Binder - Bag	Partac Peat Corporation	CPM-GREY20-BAG	50 LB BAG	\$ 7.250	5.0%	\$ 0.363	\$ 6.888	+ shipping - see freight notes	10
11	Pathway Mixes	14	2	3/16" Grey Pathway Mix - Grey with Stabilizer Binder - Bulk	Partac Peat Corporation	CPM-GREYSTAB-BULK	TON	\$ 115.000	5.0%	\$ 5.750	\$ 109.250	+ shipping - see freight notes	11
12	Pathway Mixes	14	2	3/16" Grey Pathway Mix - Grey with Stabilizer Binder - Bag	Partac Peat Corporation	CPM-GREYSTAB-BAG	50 LB BAG	\$ 8.000	5.0%	\$ 0.400	\$ 7.600	+ shipping - see freight notes	12
13	Pathway Mixes	14	2	3/16" Black Pathway Mix - Black with 5% Beam Clay Black Binder - Bulk	Partac Peat Corporation	CPM-BLACK5-BULK	TON	\$ 60.000	5.0%	\$ 3.000	\$ 57.000	+ shipping - see freight notes	13
14	Pathway Mixes	14	2	3/16" Black Pathway Mix - Black with 5% Beam Clay Black Binder - Bag	Partac Peat Corporation	CMP-BLACK5-BAG	50 LB BAG	\$ 6.500	5.0%	\$ 0.325	\$ 6.175	+ shipping - see freight notes	14
15	Pathway Mixes	14	2	3/16" Black Pathway Mix - Black with 20% Beam Clay Black Binder - Bulk	Partac Peat Corporation	CMP-BLACK20-BULK	TON	\$ 90.000	5.0%	\$ 4.500	\$ 85.500	+ shipping - see freight notes	15
16	Pathway Mixes	14	2	3/16" Black Pathway Mix - Black with 20% Beam Clay Black Binder - Bag	Partac Peat Corporation	CMP-BLACK20-BAG	50 LB BAG	\$ 7.250	5.0%	\$ 0.363	\$ 6.888	+ shipping - see freight notes	16
17	Pathway Mixes	14	2	3/16" Black Pathway Mix - Black with Stabilizer Binder - Bulk	Partac Peat Corporation	CMP-BLACKSTAB-BULK	TON	\$ 115.000	5.0%	\$ 5.750	\$ 109.250	+ shipping - see freight notes	17
18	Pathway Mixes	14	2	3/16" Black Pathway Mix - Black with Stabilizer Binder - Bag	Partac Peat Corporation	CMP-BLACKSTAB-BAG	50 LB BAG	\$ 8.000	5.0%	\$ 0.400	\$ 7.600	+ shipping - see freight notes	18
19	Pathway Mixes	14	2	3/16" Tan Pathway Mix - Tan with 5% Beam Clay Tan Binder - Bulk	Partac Peat Corporation	CPM-TAN5-BULK	TON	\$ 80.000	5.0%	\$ 4.000	\$ 76.000	+ shipping - see freight notes	19
20	Pathway Mixes	14	2	3/16" Tan Pathway Mix - Tan with 5% Beam Clay Tan Binder - Bag	Partac Peat Corporation	CPM-TAN5-BAG	50 LB BAG	\$ 8.000	5.0%	\$ 0.400	\$ 7.600	+ shipping - see freight notes	20
21	Pathway Mixes	14	2	3/16" Tan Pathway Mix - Tan with 20% Beam Clay Tan Binder - Bulk	Partac Peat Corporation	CPM-TAN20-BULK	TON	\$ 110.000	5.0%	\$ 5.500	\$ 104.500	+ shipping - see freight notes	21
22	Pathway Mixes	14	2	3/16" Tan Pathway Mix - Tan with 20% Beam Clay Tan Binder - Bag	Partac Peat Corporation	CPM-TAN20-BAG	50 LB BAG	\$ 8.750	5.0%	\$ 0.438	\$ 8.313	+ shipping - see freight notes	22
23	Pathway Mixes	14	2	3/16" Tan Pathway Mix - Tan with Stabilizer Binder - Bulk	Partac Peat Corporation	CPM-TANSTAB-BULK	TON	\$ 135.000	5.0%	\$ 6.750	\$ 128.250	+ shipping - see freight notes	23
24	Pathway Mixes	14	2	3/16" Tan Pathway Mix - Tan with Stabilizer Binder - Bag	Partac Peat Corporation	CPM-TANSTAB-BAG	50 LB BAG	\$ 9.500	5.0%	\$ 0.475	\$ 9.025	+ shipping - see freight notes	24
25	Pathway Mixes	14	2	3/16" White Pathway Mix - White with 5% Beam Clay White Binder - Bulk	Partac Peat Corporation	CPM-WHITE5-BULK	TON	\$ 60.000	5.0%	\$ 3.000	\$ 57.000	+ shipping - see freight notes	25
26	Pathway Mixes	14	2	3/16" White Pathway Mix - White with 5% Beam Clay White Binder - Bag	Partac Peat Corporation	CPM-WHITE5-BAG	50 LB BAG	\$ 6.500	5.0%	\$ 0.325	\$ 6.175	+ shipping - see freight notes	26
27	Pathway Mixes	14	2	3/16" White Pathway Mix - White with 20% Beam Clay White Binder - Bulk	Partac Peat Corporation	CPM-WHITE20-BULK	TON	\$ 90.000	5.0%	\$ 4.500	\$ 85.500	+ shipping - see freight notes	27
28	Pathway Mixes	14	2	3/16" White Pathway Mix - White with 20% Beam Clay White Binder - Bag	Partac Peat Corporation	CPM-WHITE20-BAG	50 LB BAG	\$ 7.250	5.0%	\$ 0.363	\$ 6.888	+ shipping - see freight notes	28
29	Pathway Mixes	14	2	3/16" White Pathway Mix - White with Stabilizer Binder - Bulk	Partac Peat Corporation	CPM-WHITESTAB-BULK	TON	\$ 115.000	5.0%	\$ 5.750	\$ 109.250	+ shipping - see freight notes	29
30	Pathway Mixes	14	2	3/16" White Pathway Mix - White with Stabilizer Binder - Bag	Partac Peat Corporation	CPM-WHITESTAB-BAG	50 LB BAG	\$ 8.000	5.0%	\$ 0.400	\$ 7.600	+ shipping - see freight notes	30
31	Pathway Mixes	14	2	Pathway Rubber Curbing - 4" High x 4" Wide x 6' Long #RC-4x4x6	Partac Peat Corporation	RC-4X4X6	PIECE	\$ 35.000	5.0%	\$ 1.750	\$ 33.250	+ shipping - see freight notes	31
32	Pathway Mixes	14	3	Pathway Rubber Curbing - 4" High x 3" Wide x 6' Long #RC-4x3x6	RubbeRecycle	RC-4x3x6	PIECE	\$ 30.000	5.0%	\$ 1.500	\$ 28.500	+ shipping - see freight notes	32
33	Pathway Mixes	14	3	Pathway Rubber Curbing - 6" High x 4" Wide x 6' Long #RC-6x4x6	RubbeRecycle	RC-6x4x6	PIECE	\$ 65.000	5.0%	\$ 3.250	\$ 61.750	+ shipping - see freight notes	33

Bidding Company Name:				Partac Peat Corporation		Catalog Name:		14 - Pathway Mixes					
No.	Product Category	Beam Clay Catalog Section #	Page#	Product Description	Manufacturer	Vendor SKU	Unit of Measure	Catalog List Price	Bid Discount Percentage	Discount Amt.	Net Effective Bid Price	Comments	No.
34	Pathway Mixes	14	3	Pathway Rubber Curbing - 8" High x 4" Wide x 6' Long #RC-8x4x6	RubbeRecycle	RC-8x4x6	PIECE	\$ 80.000	5.0%	\$ 4.000	\$ 76.000	+ shipping - see freight notes	34
35	Pathway Mixes	14	3	Pathway Rubber Curbing - 4" High x 3" Wide x 4' Long #RC-4x3x4	RubbeRecycle	RC-4x3x4	PIECE	\$ 20.000	5.0%	\$ 1.000	\$ 19.000	+ shipping - see freight notes	35
36	Pathway Mixes	14	various	FULL OR PARTIAL PALLETS: PALLET & COVER CHARGES FROM NJ	Partac Peat Corporation	NJ-PALLET	EACH	\$ 6.500	5.0%	\$ 0.325	\$ 6.175	+ shipping - see freight notes	36